

B5208-TLS2 30 3003



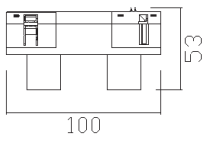
B5104-TLS2 30 3603



## LED Strahler

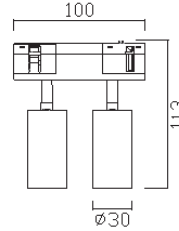
E-Driver Integriert/*integra.*  
 EDD-DALI Driver Integriert/*integra.*

B5208-TLS2 30 30..  
 Leistung / power: 4W



- LED Strahler
- COB CREE
- CRI > 80
- Aluminium

B5104-TLS2 30 36..  
 Leistung / power: 14,5W

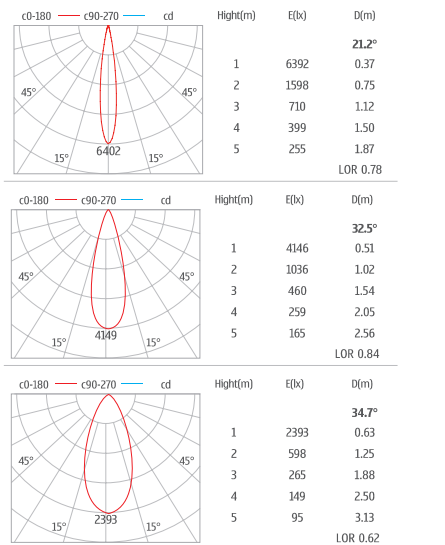


- LED Strahler
- COB CREE
- CRI > 90
- Aluminium

● schwarz / black					
Art. Nr. /item nr.	W	K	Lm	Optik	Driver
B5208-TLS2 27 3005	4W	2700K	264lm	36°	E
B5208-TLS2 30 3005	4W	3000K	264lm	36°	E
B5208-TLS2 27 3005DD	4W	2700K	264lm	36°	EDD
B5208-TLS2 30 3005DD	4W	3000K	264lm	36°	EDD
○ weiß / white					
Art. Nr. /item nr.	W	K	Lm	Optik	Driver
B5208-TLS2 27 3003	4W	2700K	264lm	36°	E
B5208-TLS2 30 3003	4W	3000K	264lm	36°	E
B5208-TLS2 27 3003DD	4W	2700K	264lm	36°	EDD
B5208-TLS2 30 3003DD	4W	3000K	264lm	36°	EDD

● schwarz / black					
Art. Nr. /item nr.	W	K	Lm	Optik	Driver
B5104-TLS2 27 3605	14,5W	2700K	1072lm	36°	E
B5104-TLS2 30 3605	14,5W	3000K	1072lm	36°	E
B5104-TLS2 27 3605DD	14,5W	2700K	1072lm	36°	EDD
B5104-TLS2 30 3605DD	14,5W	3000K	1072lm	36°	EDD
○ weiß / white					
Art. Nr. /item nr.	W	K	Lm	Optik	Driver
B5104-TLS2 27 3603	14,5W	2700K	1072lm	36°	E
B5104-TLS2 30 3603	14,5W	3000K	1072lm	36°	E
B5104-TLS2 27 3603DD	14,5W	2700K	1072lm	36°	EDD
B5104-TLS2 30 3603DD	14,5W	3000K	1072lm	36°	EDD

LIGHT DISTRIBUTION FOR 3000K



LIGHT DISTRIBUTION FOR 3000K

