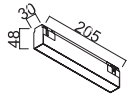


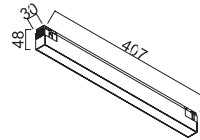
Linear LED Modul

E-Driver Integriert/integra.
 EDD-DALI Driver Integriert/integra.



B568-TLL 27 110..
 Leistung / power: 6W

- Linear LED Modul
- Bridgelux LED
- CRI > 90
- Aluminium



B5132-TLL 27 110..
 Leistung / power: 11W

- Linear LED Modul
- Bridgelux LED
- CRI > 90
- Aluminium

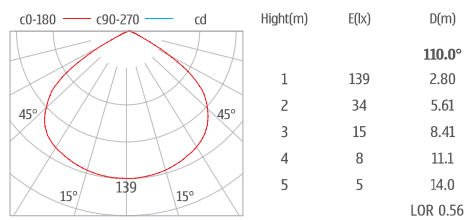
● schwarz / black					
Art. Nr. /item nr.	W	K	Lm	Optik	Driver
B568-TLL 27 11005	6W	2700K	670lm	110°	E
B568-TLL 30 11005	6W	3000K	688lm	110°	E
B568-TLL 27 11005DD	6W	2700K	670lm	110°	EDD
B568-TLL 30 11005DD	6W	3000K	688lm	110°	EDD
○ weiß / white					
Art. Nr. /item nr.	W	K	Lm	Optik	Driver
*B568-TLL 27 11003	6W	2700K	670lm	110°	E
*B568-TLL 30 11003	6W	3000K	688lm	110°	E
*B568-TLL 27 11003DD	6W	2700K	670lm	110°	EDD
*B568-TLL 30 11003DD	6W	3000K	688lm	110°	EDD

4.000K auf Anfrage / on inquiry

● schwarz / black					
Art. Nr. /item nr.	W	K	Lm	Optik	Driver
B5132-TLL 27 11005	11W	2700K	1300lm	110°	E
B5132-TLL 30 11005	11W	3000K	1326lm	110°	E
B5132-TLL 27 11005DD	11W	2700K	1300lm	110°	EDD
B5132-TLL 30 11005DD	11W	3000K	1326lm	110°	EDD
○ weiß / white					
Art. Nr. /item nr.	W	K	Lm	Optik	Driver
*B5132-TLL 27 11003	11W	2700K	1300lm	110°	E
*B5132-TLL 30 11003	11W	3000K	1326lm	110°	E
*B5132-TLL 27 11003DD	11W	2700K	1300lm	110°	EDD
*B5132-TLL 30 11003DD	11W	3000K	1326lm	110°	EDD

4.000K auf Anfrage / on inquiry

LIGHT DISTRIBUTION FOR 3000K



LIGHT DISTRIBUTION FOR 3000K

